



Walton County, GA

Development Authority of Walton County



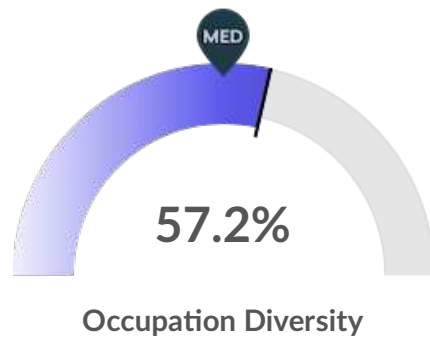
132 East Spring Street
Monroe, Georgia 30655

Contents

Occupation Diversity Overview	1
Occupation Cluster Shares	2

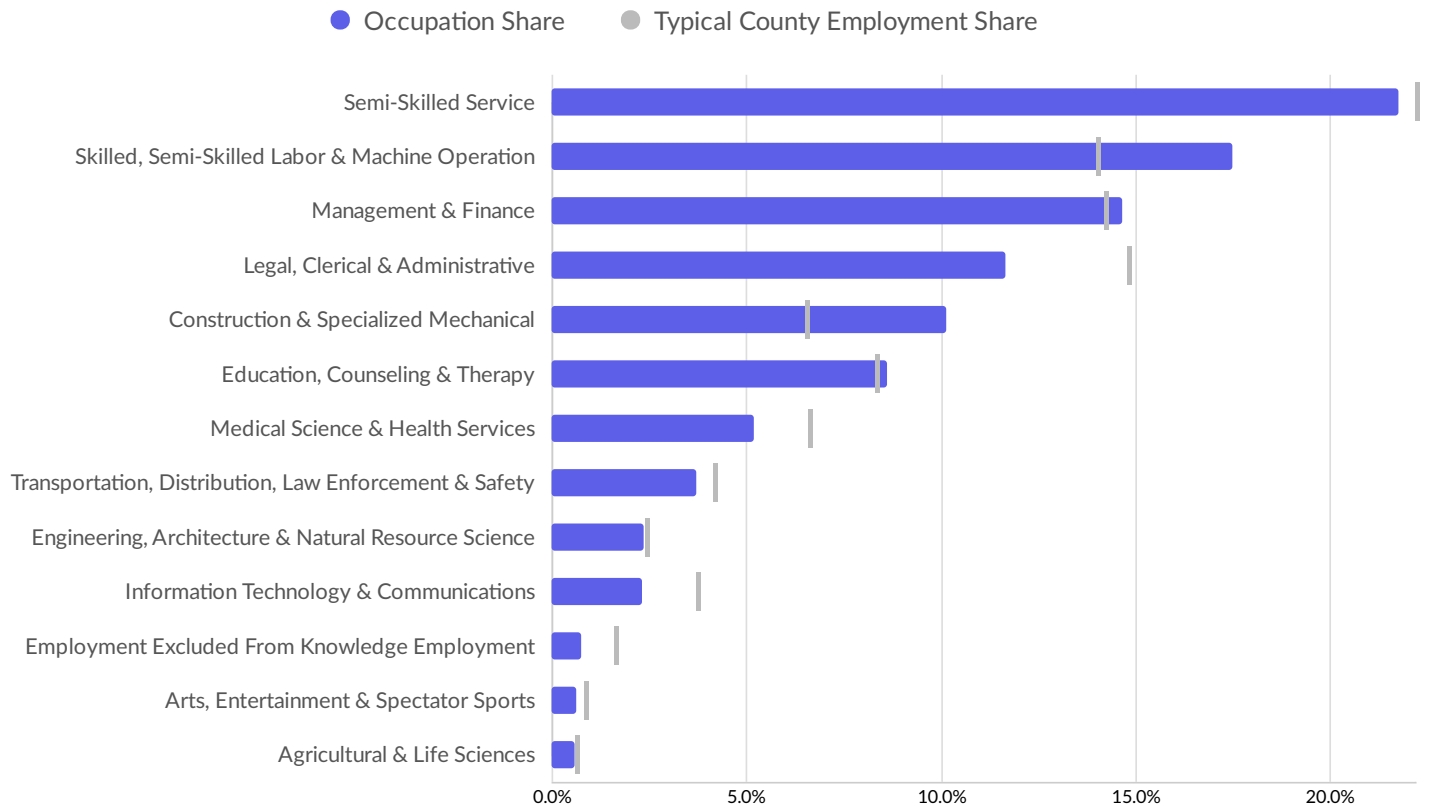
Occupation Diversity Overview

Rank: 1346
(out of 3142 Counties)



Occupation diversity is high for Walton. This means that employment is distributed more evenly between the 13 occupation clusters compared to the typical county. A region with high diversity can signal economic stability and more easily withstand economic pressures, while a region with low diversity can signal economic instability.

Occupation Cluster Shares



Occupation Cluster	2019 Jobs	% of Total Employment	% of Typical County Employment
Semi-Skilled Service	5,891	21.8%	22.2%
Skilled, Semi-Skilled Labor & Machine Operation	4,739	17.5%	14.0%
Management & Finance	3,962	14.7%	14.2%
Legal, Clerical & Administrative	3,157	11.7%	14.8%
Construction & Specialized Mechanical	2,741	10.1%	6.5%
Education, Counseling & Therapy	2,338	8.6%	8.3%
Medical Science & Health Services	1,401	5.2%	6.6%
Transportation, Distribution, Law Enforcement & Safety	1,011	3.7%	4.2%
Engineering, Architecture & Natural Resource Science	635	2.3%	2.4%
Information Technology & Communications	633	2.3%	3.7%
Employment Excluded From Knowledge Employment	210	0.8%	1.6%
Arts, Entertainment & Spectator Sports	171	0.6%	0.9%
Agricultural & Life Sciences	157	0.6%	0.6%
	27,047	100.0%	100.0%

Workforce Availability

Emsi Q2 2020 Data Set

May 2020

Development Authority of Walton County



132 East Spring Street
Monroe, Georgia 30655
(770) 267-1069

Parameters

Occupations

24 items selected. See Appendix A for details.

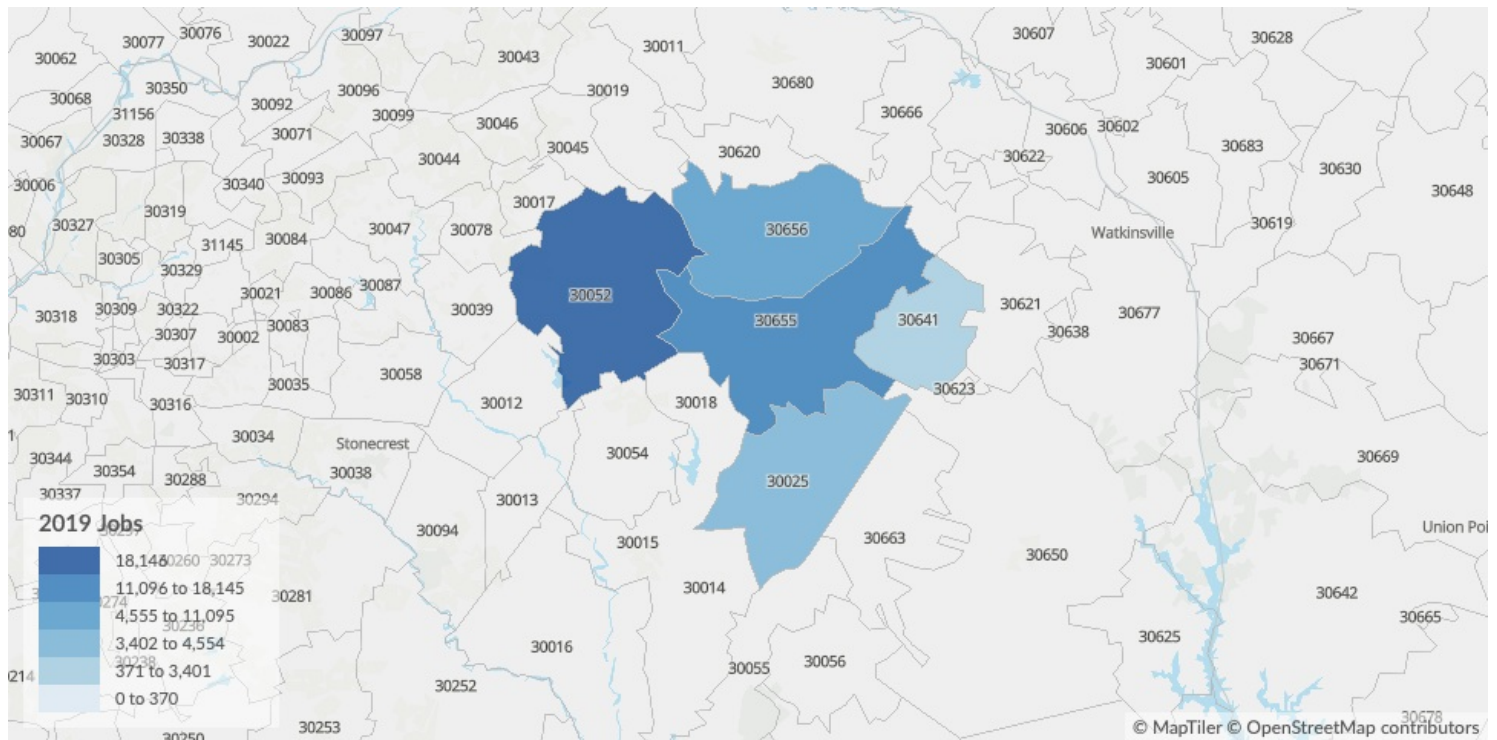
Regions

Code	Description
13297	Walton County, GA

Datarun

2020.2 - QCEW Employees, Non-QCEW Employees, Self-Employed, and Extended Proprietors

24 Occupations in Walton County, GA



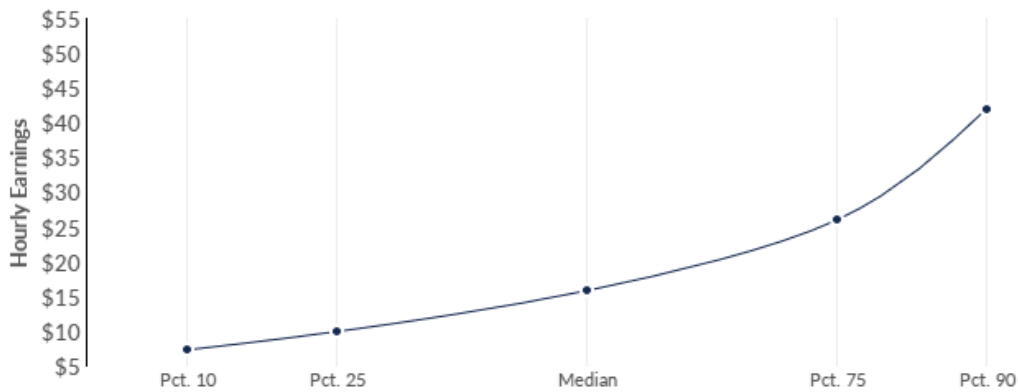
Executive Summary

<p style="text-align: center;">37,647</p> <p style="text-align: center;">Jobs</p> <p>Jobs increased by 7,587 over the last 5 years. Projected to increase by 4,457 over the next 5 years.</p>	<p style="text-align: center;">1.00</p> <p style="text-align: center;">Concentration</p> <p>Regional job concentration per capita is 1.00 times the national job concentration.</p>	<p style="text-align: center;">\$15.83/hr</p> <p style="text-align: center;">Median Earnings</p> <p>Regional median earnings are \$2.73/hr below the national median earnings of \$18.56/hr.</p>	<p style="text-align: center;">0</p> <p style="text-align: center;">Educational Completions</p>
--	---	--	--

- 24 Occupations increased by 7,587 from 2014-2019 (25.2%), outpacing the national growth rate of 9.2%. The occupations are projected to increase by 4,457 from 2019-2024 (11.8%), outpacing the national projected growth rate of 6.1%.
- Regional job concentration per capita for jobs in these 24 occupations is 1.00 times the national job concentration. In other words, there are 0% more jobs in these 24 occupations in this region than we would expect to find in the average region.
- Cost of labor in the region is below median. The median earnings for 24 Occupations in the region is \$15.83/hr, which is \$2.73/hr below the national median of \$18.56/hr.

Earnings

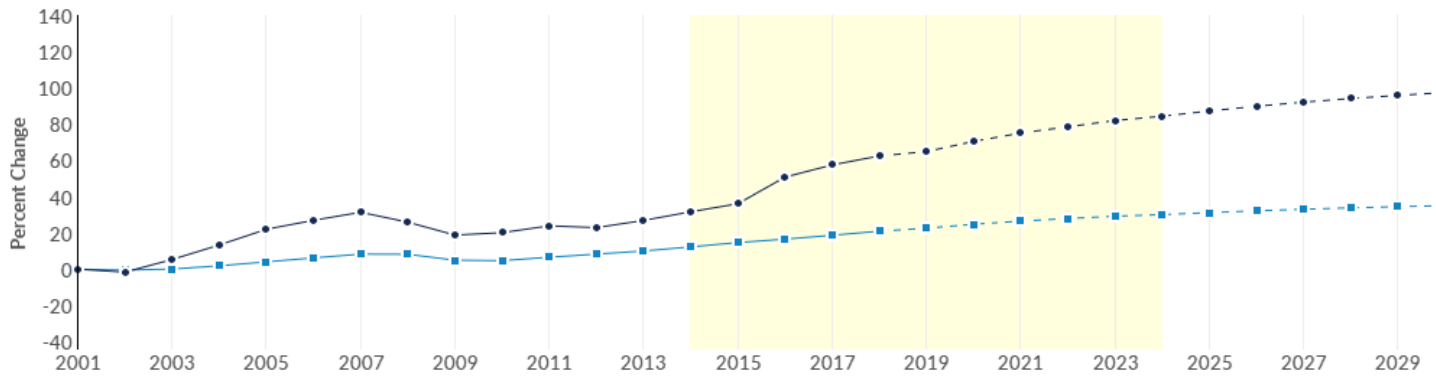
<p>\$22.20/hr</p> <p>Average Earnings</p>	<p>\$9.94/hr</p> <p>25th Percentile Earnings</p>	<p>\$15.83/hr</p> <p>Median Earnings</p>	<p>\$26.02/hr</p> <p>75th Percentile Earnings</p>
--	---	---	--



Occupation	Average Earnings	25th Percentile Earnings	Median Earnings	75th Percentile Earnings
Management Occupations (11-0000)	\$39.80	\$14.43	\$29.82	\$53.67
Business and Financial Operations Occupations (13-0000)	\$36.74	\$18.31	\$28.14	\$43.05
Computer and Mathematical Occupations (15-0000)	\$36.91	\$22.88	\$34.30	\$47.71
Architecture and Engineering Occupations (17-0000)	\$37.75	\$24.98	\$34.62	\$46.75
Life, Physical, and Social Science Occupations (19-0000)	\$34.94	\$17.86	\$27.59	\$41.71
Community and Social Service Occupations (21-0000)	\$22.70	\$14.24	\$19.74	\$28.22
Legal Occupations (23-0000)	\$46.54	\$20.32	\$31.99	\$59.79
Education, Training, and Library Occupations (25-0000)	\$22.60	\$13.08	\$21.44	\$29.81
Arts, Design, Entertainment, Sports, and Media Occupations (27-0000)	\$24.90	\$8.11	\$15.72	\$29.83
Healthcare Practitioners and Technical Occupations (29-0000)	\$35.01	\$19.10	\$28.14	\$40.54
Healthcare Support Occupations (31-0000)	\$14.23	\$9.94	\$12.41	\$16.16
Protective Service Occupations (33-0000)	\$20.61	\$14.07	\$18.63	\$23.86

Food Preparation and Serving Related Occupations (35-0000)	\$9.65	\$7.76	\$8.59	\$10.38
Building and Grounds Cleaning and Maintenance Occupations (37-0000)	\$13.77	\$8.14	\$11.44	\$15.73
Personal Care and Service Occupations (39-0000)	\$13.32	\$7.25	\$9.88	\$15.28
Sales and Related Occupations (41-0000)	\$22.67	\$8.48	\$12.98	\$25.34
Office and Administrative Support Occupations (43-0000)	\$16.79	\$11.04	\$15.01	\$20.09
Farming, Fishing, and Forestry Occupations (45-0000)	\$19.43	\$10.39	\$14.28	\$20.21
Construction and Extraction Occupations (47-0000)	\$20.46	\$11.65	\$16.68	\$24.70
Installation, Maintenance, and Repair Occupations (49-0000)	\$20.65	\$12.77	\$18.82	\$26.44
Production Occupations (51-0000)	\$17.99	\$12.19	\$16.23	\$21.53
Transportation and Material Moving Occupations (53-0000)	\$16.34	\$9.84	\$13.63	\$19.53
Military-only occupations (55-0000)	\$16.93	\$10.03	\$14.17	\$21.34
Unclassified Occupation (99-0000)	\$31.14	\$9.50	\$17.88	\$34.98

Regional Trends



Region	2014 Jobs	2019 Jobs	2024 Jobs	Change	2014-2019 Growth %	2019-2024 Growth %
● Walton County, GA	30,060	37,647	42,104	12,044	25.2%	11.8%
■ Nation	185,722,199	202,749,016	215,138,718	29,416,519	9.2%	6.1%

Job Growth by ZIP

ZIP	ZIP Name	2014 Jobs	2019 Jobs	2014-2019 % Change	Avg. Hourly Earnings
30052	Loganville, GA (in Walton county)	14,362	18,146	26%	\$21.80/hr
30655	Monroe, GA (in Walton county)	7,951	11,096	40%	\$22.20/hr
30656	Monroe, GA (in Walton county)	4,050	4,555	12%	\$22.68/hr
30025	Social Circle, GA (in Walton county)	3,317	3,402	3%	\$23.18/hr
30641	Good Hope, GA (in Walton county)	324	371	15%	\$26.37/hr
30018	Jersey, GA (in Walton county)	55	77	40%	\$23.30/hr

Occupation Gender Breakdown



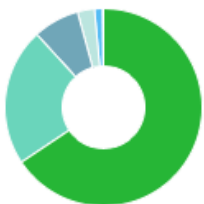
Gender	2019 Jobs	2019 Percent
Males	20,435	54.3%
Females	17,212	45.7%

Occupation Age Breakdown



Age	2019 Jobs	2019 Percent
14-18	947	2.5%
19-24	3,416	9.1%
25-34	6,773	18.0%
35-44	7,896	21.0%
45-54	8,573	22.8%
55-64	6,628	17.6%
65+	3,414	9.1%

Occupation Race/Ethnicity Breakdown




Race/Ethnicity	2019 Jobs	2019 Percent
White	24,707	65.6%
Black or African American	8,488	22.5%
Hispanic or Latino	2,848	7.6%
Asian	1,045	2.8%
Two or More Races	489	1.3%
American Indian or Alaska Native	57	0.2%
Native Hawaiian or Other Pacific Islander	13	0.0%


Educational Completions

<p>0</p> <p>Programs (2018)</p>	<p>0</p> <p>Completions (2018)</p>
---------------------------------	------------------------------------


Completions Trend



Regional Completions by Award Level



Regional Completions by Institution



Appendix A - Occupations

Code	Description	Code	Description
11-0000	Management Occupations	35-0000	Food Preparation and Serving Related Occupations
13-0000	Business and Financial Operations Occupations	37-0000	Building and Grounds Cleaning and Maintenance Occupations
15-0000	Computer and Mathematical Occupations	39-0000	Personal Care and Service Occupations
17-0000	Architecture and Engineering Occupations	41-0000	Sales and Related Occupations
19-0000	Life, Physical, and Social Science Occupations	43-0000	Office and Administrative Support Occupations
21-0000	Community and Social Service Occupations	45-0000	Farming, Fishing, and Forestry Occupations
23-0000	Legal Occupations	47-0000	Construction and Extraction Occupations
25-0000	Education, Training, and Library Occupations	49-0000	Installation, Maintenance, and Repair Occupations
27-0000	Arts, Design, Entertainment, Sports, and Media Occupations	51-0000	Production Occupations
29-0000	Healthcare Practitioners and Technical Occupations	53-0000	Transportation and Material Moving Occupations
31-0000	Healthcare Support Occupations	55-0000	Military-only occupations
33-0000	Protective Service Occupations	99-0000	Unclassified Occupation

Appendix B - Data Sources and Calculations

Location Quotient

Location quotient (LQ) is a way of quantifying how concentrated a particular industry, cluster, occupation, or demographic group is in a region as compared to the nation. It can reveal what makes a particular region unique in comparison to the national average.

Occupation Data

Emsi occupation employment data are based on final Emsi industry data and final Emsi staffing patterns. Wage estimates are based on Occupational Employment Statistics (QCEW and Non-QCEW Employees classes of worker) and the American Community Survey (Self-Employed and Extended Proprietors). Occupational wage estimates also affected by county-level Emsi earnings by industry.

State Data Sources

This report uses state data from the following agencies: Georgia Department of Labor, Workforce Information and Analysis, Occupational Information Services Unit